

# Graphic Organiser

## Thinking Processes – Generating Ideas

REASONING, PROCESSING AND INQUIRY

CREATIVITY

REFLECTION, EVALUATION AND METACOGNITION



# S.C.A.M.P.E.R.



How Does It Work?








This tool will help you to exercise your creativity when considering an existing item/system/job and generating ideas to improve it.

### KEY ELEMENTS TO THINK ABOUT

- First, take one minute to brainstorm as many things as possible about the item/system/job that ANNOY you or could be improved!
- Then, with your list of issues next to you, work through the acronym (using ALL where possible) in an attempt to address those issues.
- Let yourself go a bit wild with your imagination! Think outside the square!
- Use this in a team to access the power of “Group Think”

### TASK

How could you improve a mobile phone?

|          |           |   |   |
|----------|-----------|---|---|
| <b>S</b> | UBSTITUTE |  | The screen with a holographic one, accessed by one key, so that images are in 3D and the rest of the phone can be a keyboard.                                       |
| <b>C</b> | OMBINE    |  | The key pad and screen. The key pad will only appear when you need to use it. When you're receiving an image or reading a text the screen is the size of the phone. |
| <b>A</b> | DAPT      |  | The speaker so that if someone needs to speak in another language, just enter the language and the phone automatically translates to and from English.              |
| <b>M</b> | ODIFY     |  | Plans so that any use of internet on your phone is simply part of your home internet plan.  |
| <b>P</b> | UT        |  | A touch pen on the phone, so you can write rather than text if you want to.   |
| <b>E</b> | LIMINATE  |  | Key pads – use complete voice recognition for numbers and words.  |
| <b>R</b> | EVERSE    |  | Have the screen on the back and the keyboard on the front to increase the size of both.   |